

Connect to High Speed Wireless Internet at Stanford

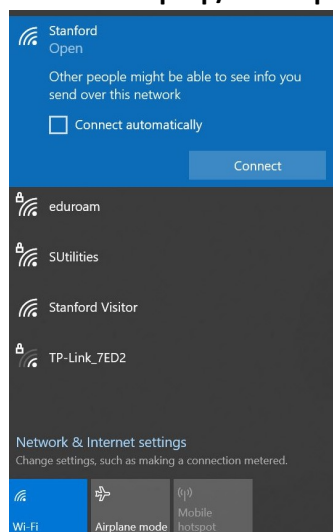
Stanford High Speed Wireless

WHAT	The <i>Stanford</i> wireless network is the optimal way to get high-speed wireless internet access without port or bandwidth restrictions.
FEATURES	Stanford wireless offers full, unrestricted high-speed access to the Internet and internet services such as email, web browsing and video streaming.
WHO	Stanford Summer Conference attendees who need high-speed internet access with little to no restrictions.
WHEN	For high-speed internet access using laptops and mobile devices with <i>wireless</i> capabilities. Not designed for users with applications requiring hard-wired internet access.
RECOMMENDATIONS	Update your operating system. Ensure that you have created a strong password on your device. Install antivirus software and make sure it is up to date.
HOW	<ol style="list-style-type: none"> 1) Select the Stanford wireless network from the list of available wireless networks. 2) Select Conference Registration as the registration choice. <p><i>See the back for detailed step-by-step instructions.</i></p>
GETTING HELP	If you have difficulty connecting and need customer support, please contact your Housing Front Desk or Conference Planner for assistance.

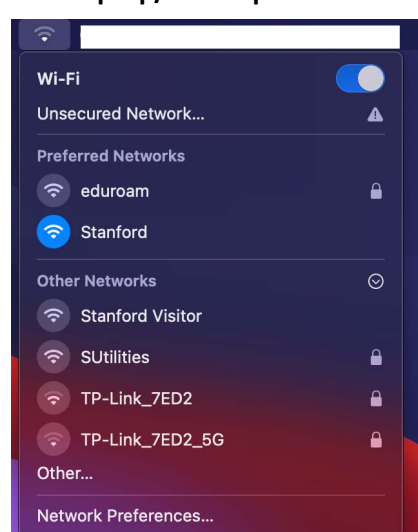
Connecting to High Speed Wireless Internet at Stanford

- 1) Select the *Stanford* wireless network from the list of available wireless networks.

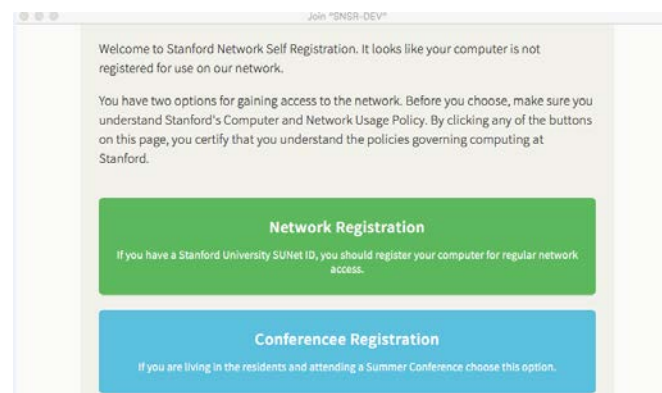
Windows Laptop/Desktop



Mac Laptop/Desktop



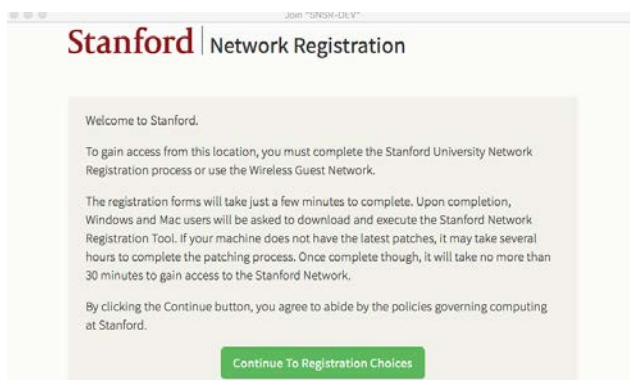
- b. A new Network Registration page will display. Review and agree to the network usage policy. Scroll down the page and click on the blue **Conference Registration** button. Do **NOT** click on the green *Network Registration* button.



2) Complete Network Registration

If the *Network Registration* page does not open automatically, open a web browser and attempt to browse to any website. You will automatically be redirected to the *Network Registration* page.

- a. Click on **Continue to Registration Choices**



Connecting to High Speed Wireless Internet at Stanford

3) You will receive a message confirming your connection.

